

Unley High School

0797

Annual Report 2010



Department of Education
and Children's Services



Government
of South Australia

ANNUAL REPORT VERIFICATION

This Annual Report provides the community and the Chief Executive, Department of Education and Children's Services with important information on aspects of the operation of our school.

Copies of the report will be made available to:

The Chief Executive


The school community

All members of the Governing Council/School Council

The District Director

The Annual Report is one significant way in which our school meets accountability requirements.

This report is signed below by the Principal and the Chairperson of the School Council to signify that it represents an accurate account of the operations of the school and that it complies with the requirements for the preparation of annual reports.



Susan Cameron

Principal



Graham Adams

Chairperson, School Council

Cover Photo: Prime Minister Julia Gillard (old scholar) with past Deputy Principal Betty Tomlinson, and other past members of staff, Unley High School Centenary Kickoff, February 2010.

CONTENTS

1. INTRODUCTION.....	3
2. THE 2010 SCHOOL YEAR	4
3. SCHOOL COUNCIL REPORT.....	6
4. DEVELOPMENT PRIORITIES.....	7
5. DATA ANALYSIS	
ENROLMENT	9
PROGRESSION RATIOS.....	9
ATTENDANCE	10
STUDENT ACHIEVEMENT: SACE.....	11
NATIONAL ASSESSMENT PROGRAM (NAPLAN)	14
OPINION SURVEY DATA.....	15
STAFF ATTENDANCE MEASURE REPORT	16
6. FINANCIAL REPORT.....	17

Unley High School 2010 Annual Report

For one hundred years Unley High School has continued to provide local, public education of the best quality. We are a comprehensive high school with many programs—including rowing, volleyball, basketball, performing arts, sport, languages, technology and diverse academic programs in all disciplines—that prepare our students for their chosen pathways. Students attending our school work in a context of long established traditions and expectations that lead to high achievement.

Our inner suburban campus has many modern facilities. Our staff is both highly skilled and most enthusiastic. Our students have every opportunity to do their best work, to excel in study and in sport.

We welcome students to Unley High School, where the well-being and success of every student lies at the heart of all our work.

The School Year

Throughout 2010 we celebrated our Centenary, the school having started in rooms in Unley Primary School in 1910. Key events included the “Kick Off” launch at the school in February, the May weekend during which we held a Gala Dinner, an Open Day, and a Centenary Assembly, a Centenary Rowing Club dinner following the Head of the River, the Greek Parents Centenary Spring Dance, and a Fair in November – and many old scholars participated in all events, enriching our celebrations with their knowledge, experience and charm. Many thanks particularly to Kathleen Dodgson, Sonya Parkin, Rosemary Wright and their tireless teams of parent helpers and committee members.

We continue to benefit from the three strong parent groups in the school, the Rowing Club, the Wellbeing Committee, and the Greek Parent Committee. Each year these groups bind several hundred people to our school through their activities and commitment to support our students.

School Sport remains a focus for many students, and, on the strength of our 2009 efforts, this year we held the Howard Mutton Perpetual Sports Trophy, recognizing our high participation rate and considerable success. Our volleyball and basketball teams trained assiduously all year and participated in their national school championships, volleyball in Melbourne, and basketball in Bendigo. Our old scholars serve the school well as coaches for these events, and also field their own soccer teams in local competitions.

Again our students presented many entries in the Oliphant Science Awards, where they won many prizes, and a small group of Year 11 students participated with great success in the Chem Car competition.

International students enrich our school with their insights and customs, which we enjoy particularly during our Multicultural Week celebrations. Our visitors from Otaki High School joined us for the International Food Fair and the Multicultural Fashion Parade. All students and staff in the school relish these events. Two teachers, Marisa Peluso and Karin Wichmann, escorted thirteen students to France for four weeks, where they experienced the French language “up close and personal”, heavy snow falls, and an unbelievable array of experiences among the sights and riches that only France can offer. At the end of 2009 our World Challenge participants returned from Vietnam and Cambodia, where they spent four weeks trekking, working in an Orphanage, and shopping. Our school also maintains contact with its sister schools, Wu Ai Senior High School and MinHang Number 2 Senior High School, both in Shanghai, and Otaki High School, south of Tokyo.

In 2010 our Remembrance Day assembly gained a special Centenary focus. Year 12 student Lauren Binns organized Rosemary bushes struck from Gallipoli stock, for a special monument to the old scholars of our first intake of students who fought in World War 1. These Rosemary bushes are planted near the Performing Arts Centre, beside an area paved with paving bricks purchased by families of the school. A Time Capsule was buried nearby.

One of our many outstanding achievers, old scholar Prime Minister, Julia Gillard, visited the school on several occasions, and gave inspiring speeches to students about her school days, about the path through life she had steered and how she had built upon her education and the support of communities she valued. Students and staff who were present will remember her warmth and desire to connect again with our school. We will remember, also, the election of recent past student Kelly Vincent, to the Legislative Council, and we wish her well in her career.

The school performed its bi-annual musical, Grease, in the Scott Theatre in Adelaide, and a hundred students were enriched by their efforts to mount this colourful production.

Other programs for which we thank students and staff for their commitment and involvement include Plain English Speaking Awards, Debating, many senior drama performances, Outdoor Education camps, including cross-country skiing, Operation Flinders, Pedal Prix, Visual Arts Study Tour to Canberra, the Design students' study tour to Melbourne, the Big Day In, Mathematics competitions, Animal Welfare Group, Environment Group, the Social Justice Group, Tournament of the Minds, Duke of Edinburgh, Premier's Reading Challenge, Year 9 Ski trip, a semi-formal for Year 11 students, another fabulous Year 12 Formal at the Convention Centre, Air Force Cadets, and the Mid-Autumn Festival.

In 2010 the Council of Australian Secondary Tourism Teachers acknowledged Karin Wichmann, presenting her with the Award for Service in Communications. The DD Harris Award was presented to Bruce Stopp for his passion and commitment to teaching Geography. Mark Dempster (Maths) and Jo van der Zwaag (Chemistry) were both nominated for National Excellence in Teaching Awards. Deputy Head Prefect Hayley Adams was awarded a medallion in the Student Citizenship Awards 2010. We acknowledge and congratulate Simon Blacket, who achieved five merits in the 2009 SACE. We also recognize the effort, skills and commitment of all teachers and students who worked to make our school so successful in 2010. Outstanding careers finished in 2010, and we celebrated the lifelong work of Andreas Botsaris, Helen Torr, Ian Morony, Rob Lane, and Jackie Mussared.

School Council Report

The 2010 school year was a very special year in the life of Unley High School. The school celebrated its centenary year in style with:

- A very successful fundraising quiz night late in 2009.
- An outstanding kick off event early in 2010 attended by many notable past students as well as present students and their parents and friends
- A spectacular gala centenary dinner followed by a successful open day and old scholars assembly
- A very successful fair to close out the centenary celebrations.

It is fitting to pay tribute to the major events committee, ably chaired by Ms Kathleen Dodgson, and comprised of School Council members, school staff, students and other interested parents for an outstanding job.

After many teething issues, the school's wireless network system is now fully functional and the school is ready to begin the process of really moving to a 1-1 computer to student ratio. This has been a long and drawn out process and thanks must be directed to the ICT committee who have never lost focus on achieving the final goal.

The shade structures that were commissioned as part of the BER funding in 2009 have been erected and have provided great value over the summer period.

Council would like to offer its congratulations to the students of the class of 2009 who recorded an outstanding set of results. Unley continues to provide students with a safe, supportive environment where striving to succeed and to produce one's best is valued and encouraged. The 2010 year 12 cohort was the final group to complete their schooling under the old SACE, and they too have produced some exceptional results. The 2010 year 11 students are the first group to complete a full year of the new SACE. Unley has spared no effort to ensure that teachers received the required support to implement the new SACE in a manner that gave students the best possible chance of success.

The format of School Council meetings was changed during 2010. Meetings started earlier and the changed format prevented them from becoming too prolonged, while still allowing time for covering the important business that arose. The result has been some lively discussion about many different educational topics and about aspects of school policy and management. During the year we have had presentations from many of the school's curriculum leaders. It has been interesting and enlightening to hear at first hand what directions are being taken in ongoing curriculum development and to hear about new and emerging methodologies and technologies to keep students engaged in their learning. The many sub-committees of the council have again been very active. The sub-committees provide a real opportunity for parents to be actively involved in the life of the school, and to provide valuable input about community needs and views.

On behalf of the council I would like to express our appreciation to the school staff, who work so tirelessly to provide such a positive, supportive environment for our students to learn in. I would like to express my personal appreciation to all members of the council and its sub-committees for their effort, dedication and support throughout the year. It has been a privilege to be associated with such a professional group of people, especially in such an important year in the school's history.

Graham Adams

Development Priorities

Unley High School had 2 Goals for development in 2010

1. Increase student Engagement and Achievement
2. Increase Community Connection

1 All staff were surveyed during 2009 and identified that there was a need to increase student engagement and achievement.

A range of strategies were developed to do this.

Each Learning Area and Program Leader agreed to develop a plan that targeted areas for improvement.

6 out of 22 completed their plan. These will be completed in Term 1 of 2011.

Attendance was identified as an issue influencing engagement and achievement. Daymap, a learner management system, was purchased to assist, monitor and support attendance.

Professional Development needs for leaders and teachers have been identified and plans developed.

An additional position, Senior Leader, Learning Technologies, was filled.

Students will be asked to assist us to identify aspects of teaching that assist their engagement and achievement.

Targets for improvement have been set.

2 A parent forum in 2009 and parent opinion data indicated that parents wanted to have more opportunities to be involved in the life of the school and to support their child's achievement.

A range of strategies were introduced to address this issue.

Each Learning Area and Program Leader agreed to develop a plan that targeted areas for improvement.

Our Centenary Celebrations were designed to encourage the participation and involvement of past and present staff and students. Many thousand people attended events – the Kick off, Open Day, Rowing Club Dinner, Gala Dinner, Art Exhibition, Principal's Assembly, Greek Dance and Centenary Fair.

A parent involvement group, consisting of 25 parents grew out of our already established wellbeing group. This group planned sessions for parents that they believed would be useful. Sixty parents

attended a Cyber bullying session run in Term 2 and approximately 80 parents attended the Safe Partying session held in term 3.

Parent representatives were identified in each Year 8 Home group. These parents set up communication mechanisms and in some cases held social functions for parents and students.

The school developed a Plumbing Pathway in conjunction with the Plumbing Industry of South Australia. This provides 20 students with onsite access to a vocational pathway.

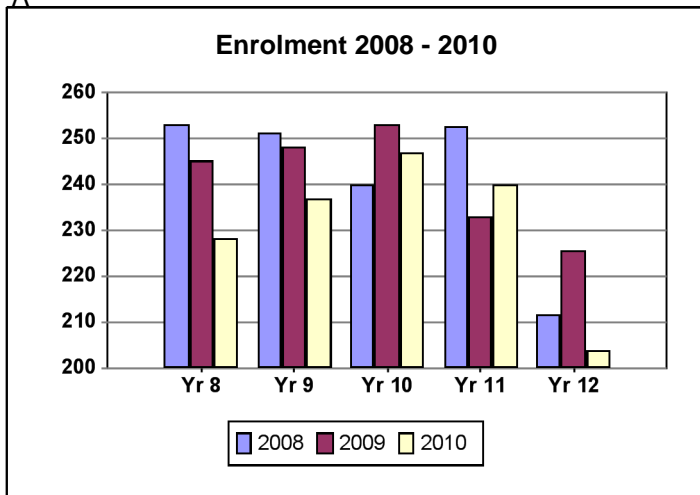
The school's Development Priorities remain the same for the 2011 school year.

Our school has developed a detailed plan to focus our actions and resource allocation.

Required Data Analysis

Á
Á
Á
Á
Á
Á

Enrolment



Enrolment 2008 - 2010			
	2008	2009	2010
Enrolment (FTE)	1207.9	1204.1	1155.3

Specific Population Enrolment 2010				
	School	Region	DECS	Index
ATSI	0.3%	2.5%	5.1%	0.9%
NESB	12.5%	7.2%	10.5%	11.3%
ESL	7.2%	8.0%	13.6%	13.2%
Disabilities	2.6%	8.5%	9.1%	4.0%
School Card	9.1%	23.0%	28.3%	12.3%

Apparent Retention Rates

Year 8-12 Full Time 2008 - 2010				
	School	Region	DECS	Index
2008	68.4	68.4	64.7	85.1
2009	81.4	76.5	69.1	91.5
2010	75.8	83.8	75.2	91.0

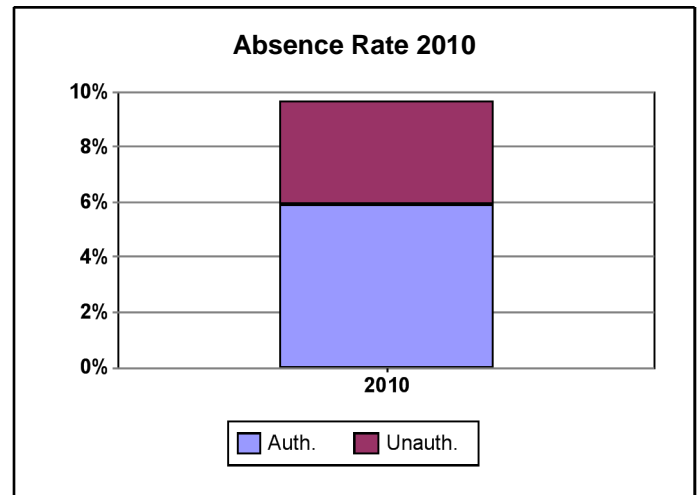
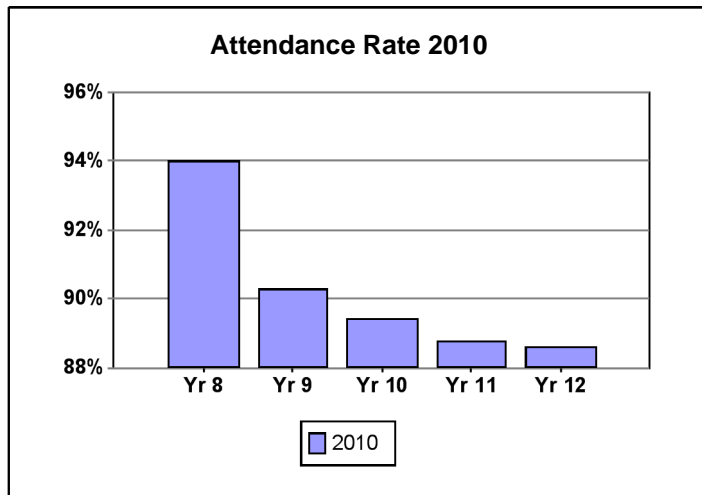
Year 8-12 FTE 2008 - 2010				
	School	Region	DECS	Index
2008	84.6	77.2	75.3	91.3
2009	95.6	86.0	79.5	98.0
2010	83.4	91.1	84.2	95.5

Apparent Progression Ratios

2009/2010				
	School	Region	DECS	Index
08 to 09	96.7	101.8	101.0	101.0
09 to 10	99.5	105.9	102.8	110.5
10 to 11	94.9	108.6	111.0	103.4
11 to 12	87.5	82.3	77.9	84.4

Enrolment has remained within a narrow band for the past decade. Demand for places in the school continues to be strong. Evidence suggests that families move into our zone to gain enrolment to the school.

Attendance - Semester 1



Behaviour Management - Term 2

Behaviour Management 2008 - 2010						
Students						
	2008		2009		2010	
	M	F	M	F	M	F
Suspension	10	1	35	6	20	3
Exclusion	0	0	2	0	1	0

Behaviour Management Ratio 2010					
Students to Incidents					
	No	School	Region	DECS	Index
Suspension	23	1.1	1.3	1.3	1.2
Exclusion	1	1.0	1.0	1.0	1.0

Attendance and behaviour management data remains positive in comparison with Region and State data. Even so, the school has a strong focus on improving student attendance and engagement. In 2011, DayMap, a learner management computer program, will be installed to improve our capacity to monitor attendance and to support students.

Students Taught at Unley High School (293) Achievement Score Summary Graphs 2010

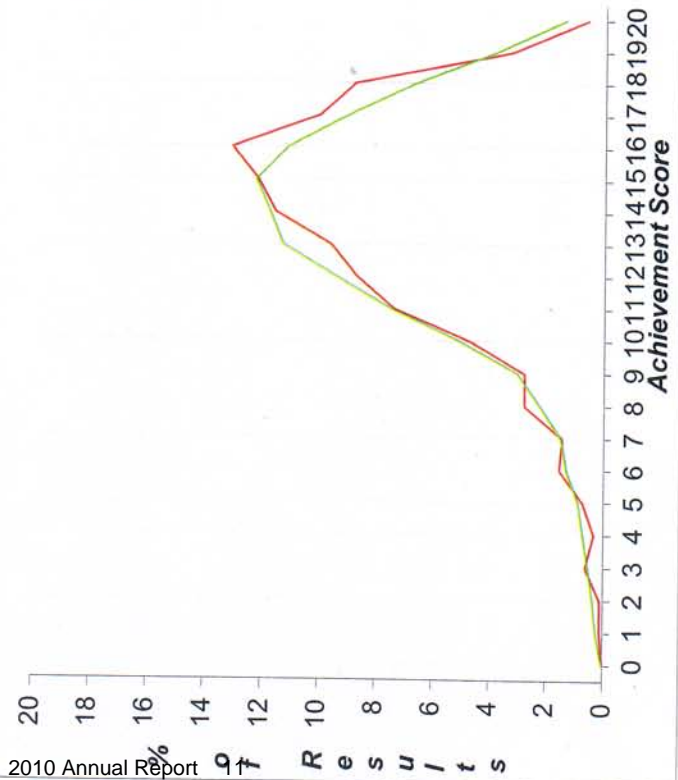
Printed On : 11/12/10
At : 16:31:00

Attention : SACE Coordinator
Action : Information

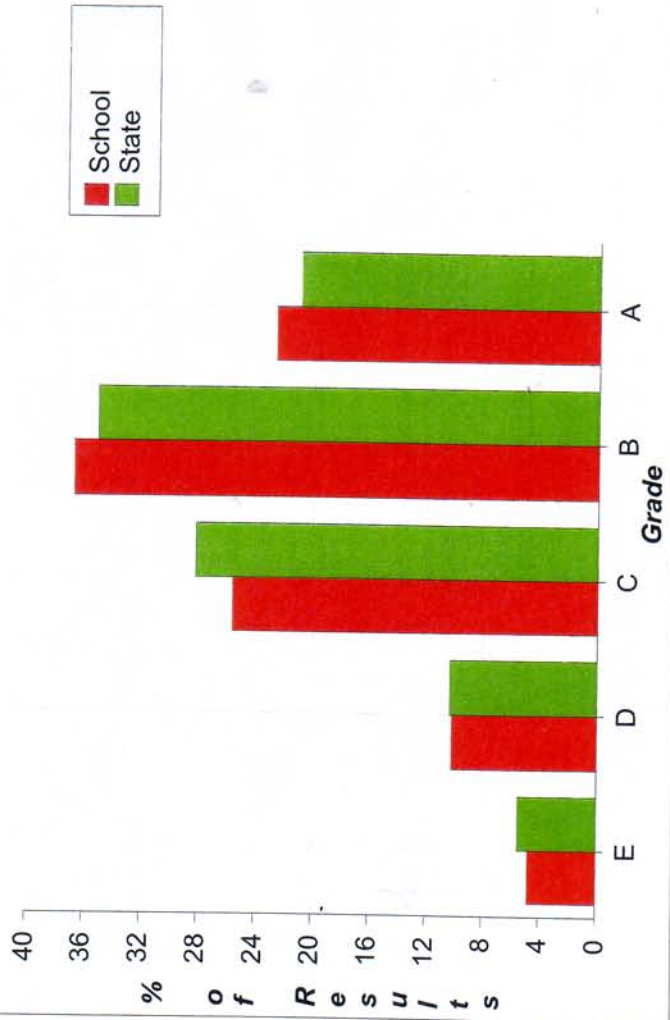
Achievement Score	School	State	Achievement Score	School	State
0	0.0	0.0	11	7.3	7.5
1	0.1	0.2	12	8.7	9.4
2	0.1	0.3	13	9.6	11.3
3	0.6	0.5	14	11.5	11.7
4	0.3	0.7	15	12.1	12.2
5	0.7	0.9	16	13.1	11.1
6	1.5	1.3	17	10.0	9.0
7	1.4	1.5	18	8.8	6.7
8	2.8	2.2	19	3.3	3.8
9	2.8	3.0	20	0.6	1.4
10	4.7	5.1	Total Results	980	69415

Achievement Grade	School	State
A	22.7	20.9
B	36.7	35.1
C	25.6	28.2
D	10.2	10.3
E	4.8	5.5
Total Results	980	69415
Total Students	247	16934

Achievement Score Summary 2010



Grade Distributions 2010



SACE STUDENTS**Stage 1**

	Male	Female	Total
No. of Stage 1 Subjects Studied	34	34	35
No. of Stage 1 Enrolments	1549	1525	3074
No. of Students with at least 1 Stage 1 Enrolment	253	248	501

Stage 1 Graded Results

	N	E	D	C	B	A	Total
Male	52	149	181	441	462	264	1549
Female	24	48	90	307	493	563	1525
Total	76	197	271	748	955	827	3074

Stage 1 Modified Results

	Not Completed	Completed	Total
Male	0	0	0
Female	0	0	0
Total	0	0	0

Stage 2

	Male	Female	Total
No. of Stage 2 Subjects Studied	43	48	52
No. of Stage 2 Enrolments	498	496	994
No. of Students with at least 1 Stage 2 Enrolment	117	131	248

Stage 2 Levelled Results

	Outstanding Achievement	Satisfactory Achievement	Recorded Requirements Achievement	Recorded Requirements Not Met	Total
Male	0	3	0	2	5
Female	0	8	0	1	9
Total	0	11	0	3	14

Achievement Score Summary

	RNM 0 - 2	E 3 - 7	D 8 - 10	C 11 - 13	B 14 - 16	A 17 - 19	Merit 20	Total
Male	1	32	71	152	148	88	1	493
Female	1	13	29	99	212	128	5	487
Total	2	45	100	251	360	216	6	980
Male (%)	0.20	6.49	14.40	30.83	30.02	17.85	0.20	100.00
Female (%)	0.21	2.67	5.95	20.33	43.53	26.28	1.03	100.00
Total (%)	0.20	4.59	10.20	25.61	36.73	22.04	0.61	100.00

Mean Achievement Score

Male	Female	Total
13.07	14.63	13.84

Special Provision Applications

	Male	Female	Total
No. of Students with at least 1 Application	6	7	13
Total Applications	12	19	31

School Summary Information

POTENTIAL COMPLETERS			
	Male	Female	Total
No. of Potential SACE Completers	99	97	196
SACE COMPLETERS			
	Male	Female	Total
No. of SACE Completers	83	96	179
No. of Students with a TAFE selection score	83	92	175
No. of Students with an ATAR	81	85	166
Mean ATAR	67.84	75.04	71.52
Years to Complete			
	Male	Female	Total
No. of Completers after 1 year	0	0	0
No. of Completers after 2 years	3	4	7
No. of Completers after 3 years	74	90	164
No. of Completers after 4 or more years	6	2	8
Units Achieved			
	Male	Female	Total
No. of Completers with 22 units	3	5	8
No. of Completers with 23 units	2	4	6
No. of Completers with 24 units	5	8	13
No. of Completers with 25 units	48	51	99
No. of Completers with 26 units	12	10	22
No. of Completers with 27 or more units	13	18	31
Students with VET			
	Male	Female	Total
No. of Completers with any VET	9	13	22
No. of Completers with 1 unit of Stand Alone VET	2	3	5
No. of Completers with 2 units of Stand Alone VET	1	0	1
No. of Completers with 3 units of Stand Alone VET	0	0	0
No. of Completers with 4 or more units of Stand Alone VET	6	10	16
No. of Completers with SSABSA VET	0	0	0
NON COMPLETERS			
	Male	Female	Total
No. of Non Completers	16	1	17
Years Participating in SACE			
	Male	Female	Total
No. of Non-Completers after 1 year	0	0	0
No. of Non-Completers after 2 years	1	0	1
No. of Non-Completers after 3 years	15	1	16
No. of Non-Completers after 4 or more years	0	0	0
Units Achieved			
	Male	Female	Total
No. of Non-Completers with 22 units	2	0	2
No. of Non-Completers with 23 units	4	0	4
No. of Non-Completers with 24 units	0	0	0
No. of Non-Completers with 25 units	2	0	2
No. of Non-Completers with 26 units	2	0	2
No. of Non-Completers with 27 or more units	6	1	7
Students with VET			
	Male	Female	Total
No. of Non-Completers with any VET	5	1	6
No. of Non-Completers with 1 unit of Stand Alone VET	2	0	2
No. of Non-Completers with 2 units of Stand Alone VET	0	0	0
No. of Non-Completers with 3 units of Stand Alone VET	0	0	0
No. of Non-Completers with 4 or more units of Stand Alone VET	3	1	4
No. of Non-Completers with SSABSA VET	0	0	0

The school SACE results remain significantly above the State average. None the less, we aim to improve these and we have set targets that will guide our training and development.

2010 NAPLAN RESULTS Year 9

School band summary

The counts and percentage of students in each band for each NAPLAN test.

	Below National Minimum Standard (%)				At National Minimum Standard (%)		Above National Minimum Standard (%)							
	Exempt		Band 5 and Below		Band 6		Band 7		Band 8		Band 9		Band 10 and Above	
	Count	Percent	Count	Percent	Count	Percent	Count	Percent	Count	Percent	Count	Percent	Count	Percent
Numeracy	2	1.0%	3	1.4%	28	13.4%	65	31.1%	63	30.1%	30	14.4%	18	8.6%
Reading	2	0.9%	8	3.8%	36	17.1%	47	22.3%	69	32.7%	34	16.1%	15	7.1%
Writing	2	0.9%	15	7.1%	40	19.0%	48	22.7%	58	27.5%	29	13.7%	19	9.0%
Grammar	2	0.9%	7	3.3%	17	8.1%	52	24.6%	70	33.2%	29	13.7%	34	16.1%
Spelling	2	0.9%	6	2.8%	22	10.4%	57	27.0%	66	31.3%	44	20.9%	14	6.6%

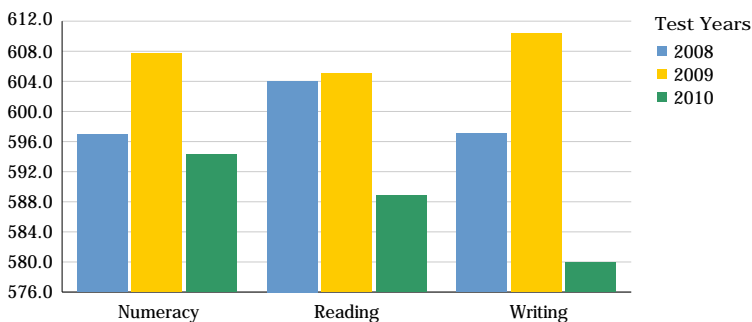
School mean score and standard deviation

The school mean scores and standard deviation for groups of students in each NAPLAN test.

Means and standard deviations are shown only for groups with 5 or more students.

	All Students		Male		Female		LBOTE	
	Mean Result	Standard Deviation	Mean Result	Standard Deviation	Mean Result	Standard Deviation	Mean Result	Standard Deviation
Numeracy	594.3	61.5	598.8	61.3	587.6	61.5	602.4	65.1
Reading	588.8	64.9	580.1	65.0	601.8	62.9	587.7	66.1
Writing	579.9	77.4	568.3	76.6	597.6	75.6	587.6	78.6
Grammar	605.5	71.8	593.3	70.7	624.1	69.7	610.5	63.6
Spelling	593.9	65.7	585.6	66.7	606.4	62.4	610.6	67.7

Mean scores over time



	2008	2009	2010
Numeracy	596.9	607.7	594.3
Reading	604.0	605.1	588.8

NAPLAN results over time reflect different groups of students. While our results continue above the State norm, we are using these scores to set targets and to guide school development in our ongoing work to improve the achievement of our students.

We aim to decrease the percentage of students achieving D and E grades in Years 8, 9, and 10 in 2011.

DECS Parent, Student and Staff Opinion Survey - 2010

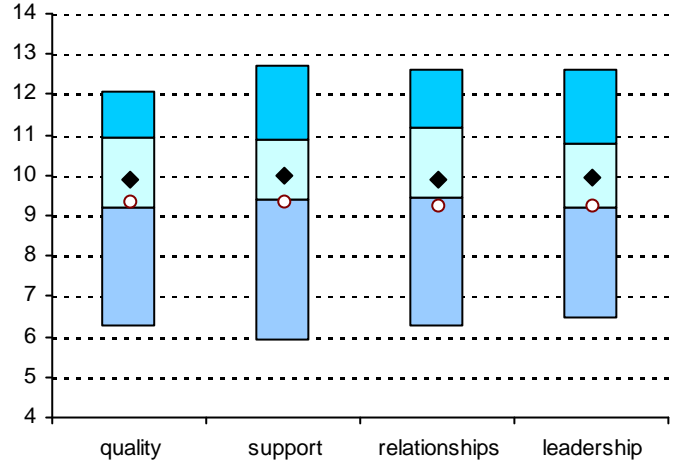
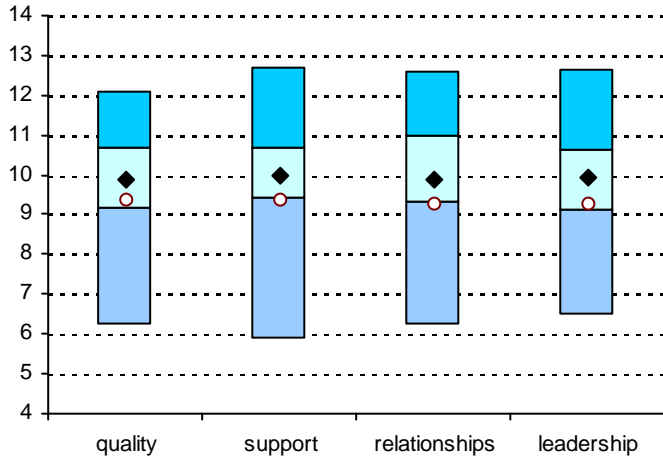
0797 Unley High School

Comparison of Aggregated School Opinion to Region and State Values (top 25%, middle 50%, lower 25%)

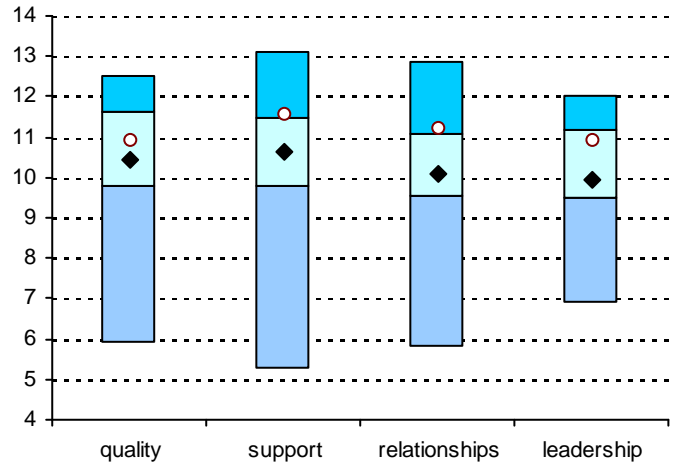
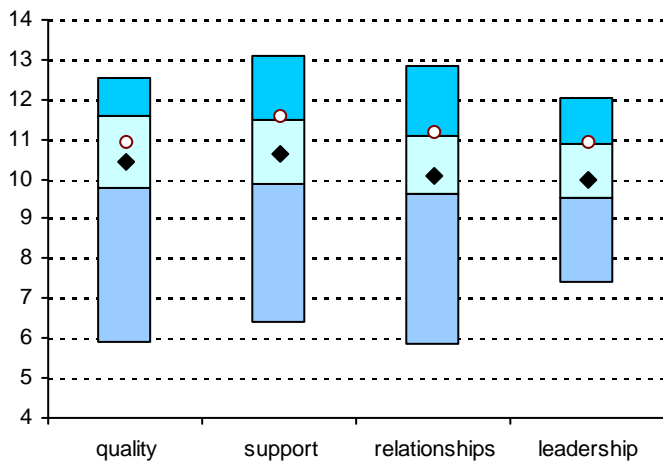
REGION COMPARISON

STATE COMPARISON

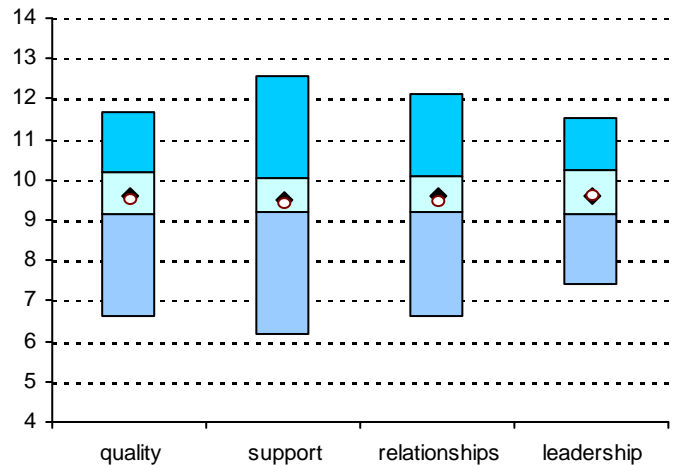
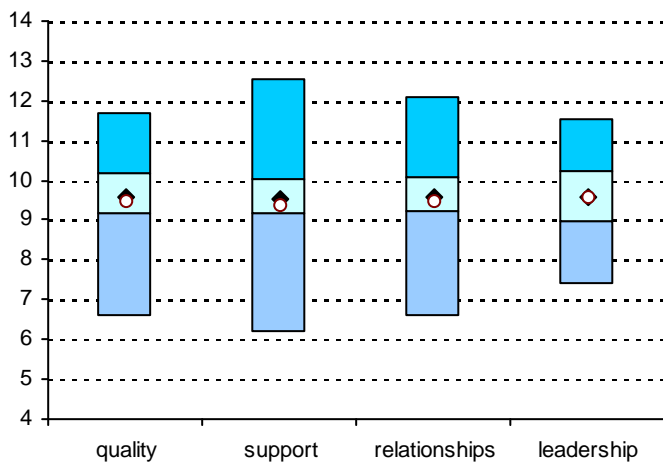
Parent Opinion



Staff Opinion



Student Opinion




Legend

- 75th percentile
- 50th percentile
- 25th percentile
- The black diamond represents current score, and the white dot your previous result.
- Your School

The sample of staff contributing to the survey in the previous year was small, and this led to a distorted result.

==== Assets =====		
CASH (CURRENT)		
A-CSG-1120	SCIENCE - PETTY CASH	100.00
A-ZBA-1150	CASH FLOAT - SALES	100.00
A-ZZZ-1110	CASH AT BANK - SCHOOL	(826.84)
A-ZZZ-1120	PETTY CASH - SCHOOL	300.00
Total for CASH (CURRENT)		(326.84)
INVESTMENTS (CURRENT)		
A-ZZZ-1210	SASIF INVESTMENT - SCHOOL	169,004.73
A-ZZZ-1220	SASIF INVESTMENT - BUILDING FUND	10,674.46
A-ZZZ-1260	NATIONAL SCHOOL PRIDE	101,679.03
Total for INVESTMENTS (CURRENT)		281,358.22
RECEIVABLES (CURRENT)		
A-ZZZ-1310	ACCOUNTS RECEIVABLE	120,232.73
A-ZZZ-1350	PROVISION FOR DOUBTFUL DEBTS	(20,000.00)
Total for RECEIVABLES (CURRENT)		100,232.73
OTHER ASSETS (CURRENT)		
A-ZZZ-1510	ACCRUED REVENUE	1,932.90
A-ZZZ-1520	PREPAYMENTS	6,435.05
Total for OTHER ASSETS (CURRENT)		8,367.95
GLOBAL BUDGET ASSETS		
A-ZZG-15118	P21 ACCRUED	(37,653.34)
Total for GLOBAL BUDGET ASSETS		(37,653.34)
FURNITURE AND EQUIPMENT		
A-CCR-2650	RC - EQUIPMENT GENERAL	9,996.00
A-CCR-2651	RC - ACC DEPR EQUIPMENT GENERAL	(4,165.00)
A-SSR-2650	ROWING - EQUIPMENT GENERAL	207,100.09
A-SSR-2651	ROWING - ACC DEPR EQUIPMENT GENERAL	(113,061.15)
A-ZZI-2650	IT - EQUIPMENT GENERAL	55,917.39
A-ZZI-2651	IT - ACC DEPR EQUIPMENT GENERAL	(11,973.33)
A-ZZP-2650	PRINTING PHOTOCOPIER EQUIPMENT	33,993.00
A-ZZP-2651	PRINT/PHOTO - ACC DEPR EQUIPMENT	(9,165.37)
Total for FURNITURE AND EQUIPMENT		168,641.63
Total Assets		520,620.35
==== Liabilities =====		
LIABILITIES		
L-ZZZ-3555	WHOLE SCHOOL - LIABILITIES	2,478.40
Total for LIABILITIES		2,478.40
PAYABLES (CURRENT)		
L-ZZZ-3210	ACCOUNTS PAYABLE	24,473.18
Total for PAYABLES (CURRENT)		24,473.18
OTHER LIABILITIES (CURRENT)		
L-ZOI-3590	INTER SCHOOL CLUSTER/HUB MANAGMENT	2,923.18
L-ZZS-3540	SCHOOL CARD GRANT	(3,167.40)
L-ZZZ-3515	WS - GST HOLDING ACCOUNT	(11,997.00)
L-ZZZ-3560	ACCRUED EXPENSES	43,161.99
Total for OTHER LIABILITIES (CURRENT)		30,920.77
BORROWINGS (NON-CURRENT)		
L-ZZP-4140	PHOTOCOPIERS	11,330.96
Total for BORROWINGS (NON-CURRENT)		11,330.96
SCHOOL EQUITY		
F-ZZZ-5100	ACCUMULATED SURPLUS	466,675.70
F-ZZZ-5110	NET INCOME TO DATE	11,006.41
F-ZZZ-5200	GENERAL RESERVE	60,000.00

	SURPLUS/(DEFICIT) CURRENT PERIOD	(86,265.07)
Total for SCHOOL EQUITY		<u>451,417.04</u>
Total Liabilities and Equity		<u><u>520,620.35</u></u>

A handwritten signature in black ink, appearing to read "Spencer SA", is written over the bottom right portion of the table.

General Ledger Profit and Loss for Prior Year, period 13

Account	Description	PTD Posting	YTD Posting
GRANTS : DETE			
R-CCG-6195	GRANTS CURRICULUM - REVENUE	0.00	46,041.20
R-ZDS-6170	SALARY - STAFF CONVERSION	680.00	7,245.00
R-ZZG-6195	GRANTS - OTHER DEPT	0.00	1,150.00
R-ZZS-6173	SCHOOL CARD SURPLUS	0.00	(124.00)
Total for GRANTS : DETE		680.00	54,312.20
GLOBAL BUDGET REVENUE			
R-ZDF-65125	GB-ESL SUPP NAP EXIT STUDENTS	0.00	2,387.00
R-ZDS-65118	GB-TCH SUPPLEMENTATION	0.00	(9,745.21)
R-ZDS-65119	GB-SSO SUPPLEMENTATION	0.00	37,113.31
R-ZDS-65122	GB-MISC SUPPLEMENTATION	0.00	16,779.00
R-ZZF-61571	GB-BREAKDOWN MAINTENANCE REIMB	0.00	15,403.00
R-ZZG-6142	GLOBAL BUDGET	0.00	8,498,326.72
R-ZZG-61471	GB-RECONCILIATION	0.00	24,874.46
Total for GLOBAL BUDGET REVENUE		0.00	8,585,138.28
OTHER STATE GOVERNMENT GRANTS			
R-ZOX-6295	STATE GRANTS	0.00	146,750.00
Total for OTHER STATE GOVERNMENT GRANTS		0.00	146,750.00
GRANTS : COMMONWEALTH			
R-ZZB-6395	BUILDING EDUCATION REVOLUTION	0.00	100,000.00
Total for GRANTS : COMMONWEALTH		0.00	100,000.00
PARENT CONTRIBUTION REVENUE			
R-CAB-6495	DRAMA/MUSIC - REVENUE	0.00	4,309.46
R-CCR-6430	RC - REVENUE	0.00	96.81
R-CCT-6480	TEXT BOOK REVENUE	0.00	3,649.85
R-CHE-6495	HOME EC/CHILD STUDIES REVENUE	0.00	12,425.73
R-CHO-6495	OUTDOOR ED REVENUE	0.00	16,585.00
R-CHP-6495	PE HEALTH REVENUE	0.00	6,775.00
R-CMT-6484	GRAPHIC CALCULATORS	0.00	887.40
R-COV-6440	VET REVENUE	0.00	13,292.55
R-CSG-6495	SCIENCE - REVENUE	0.00	1,282.05
R-CXC-6460	TRIP /CAMP - REVENUE	0.00	303,504.53
R-CXE-6470	EXCURSION REVENUE	0.00	9,374.50
R-CXR-6484	YEAR 11 ACTIVITIES	0.00	90.00
R-CXT-6484	YEAR 12 ACTIVITIES	0.00	26,391.49
R-SGE-6488	COMPETITIONS/EXAMS	0.00	401.50
R-SSA-6495	SPORT REVENUE	743.52	26,129.27
R-SSR-6410	ROWING - STUDENT FEES	0.00	26,105.00
R-SSR-6460	ROWING - CAMP REVENUE	0.00	19,646.58
R-ZBA-6486	REV GUIDES/WORKBOOKS	0.00	14,007.65
R-ZZI-6495	STUDENT CHARGES - IT NETWORK USAGE	0.00	361.98
R-ZZS-6410	MATERIALS & SERVICES FEE	0.00	631,220.20
R-ZZS-6411	STUDENT PLANNERS	0.00	460.98
R-ZZS-6412	ID CARDS	0.00	450.91
R-ZZS-6414	SCHOOL YEAR BOOK	0.00	(13,103.65)
R-ZZS-6415	M&S FEE REFUND	0.00	(11,698.90)
Total for PARENT CONTRIBUTION REVENUE		743.52	1,092,645.89
OTHER OPERATING REVENUE			

General Ledger Profit and Loss for Prior Year, period 13

Account	Description	PTD Posting	YTD Posting
R-CCX-6890	EXTRA CURRIC ACT - OTHER INCOME	0.00	922.45
R-SGX-6890	INTERNATIONAL STUDENTS	0.00	572,980.00
R-SOP-6890	PEDAL PRIX	0.00	2,750.00
R-SPP-6875	STUDENT AWARDS	0.00	430.47
R-SSR-6820	ROWING - FUNDRAISING	0.00	2,590.91
R-SSR-6870	ROWING - SALES OTHER	0.00	38,063.67
R-ZBA-6870	PADLOCK SALES	0.00	363.60
R-ZDM-6890	MANAGEMENT - OTHER REVENUE	0.00	1,829.92
R-ZDO-6895	COMMUNICATIONS - REVENUE	0.00	329.94
R-ZDP-6890	PRINCIPAL'S FUND	0.00	390.91
R-ZDS-6890	STAFF MANAGEMENT - REVENUE	0.00	1,394.00
R-ZSD-6820	CENTENARY FUNDRAISING	1,926.04	19,350.87
R-ZUU-6840	UMS - RENTAL	0.00	3,272.72
R-ZUU-6890	UNIFORM SALES	0.00	11,666.25
R-ZZF-6840	HIRE OF FACILITIES	0.00	20,171.83
R-ZZP-6860	PHOTOCOPY SALES - PRINT	0.00	2,082.42
R-ZZP-6870	PRINTING - A O PRINTER	0.00	109.09
R-ZZR-6820	FUNDRAISING INCOME	555.05	46,474.69
R-ZZZ-6850	INTEREST REVENUE	452.27	21,282.20
R-ZZZ-6870	WS - SALES OTHER	0.00	605.18
R-ZZZ-6890	OTHER REVENUE	1,189.38	12,463.38
Total for OTHER OPERATING REVENUE		4,122.74	759,524.50
NON-OPERATING REVENUE			
R-ZBA-6999	TRANSIT REVENUE	0.00	6,915.00
R-ZZC-6999	STAFF ACTIVITIES	0.00	2,136.76
R-ZZZ-6999	WHOLE SCHOOL - TRANSIT REVENUE	0.00	5,706.68
Total for NON-OPERATING REVENUE		0.00	14,758.44
Total Revenue		5,546.26	10,753,129.31

SUPPLIES AND SERVICES

General Ledger Profit and Loss for Prior Year, period 13

Account	Description	PTD Posting	YTD Posting
E-CAA-7121	ART/DESIGN - CONSUMABLES	(255.62)	25,154.43
E-CAA-7163	ART/DESIGN - PRINTING	0.00	8,758.29
E-CAB-7121	DRAMA/MUSIC - CONSUMABLES	326.32	16,349.17
E-CAB-7163	DRAMA/MUSIC - PRINTING	0.00	1,633.39
E-CCC-7121	COUNSELLORS - CONSUMABLES	0.00	741.59
E-CCC-7163	COUNSELLORS - PRINTING	0.00	1,111.27
E-CCG-7199	GRANTS - CURRICULUM	0.00	50,577.28
E-CCH-7148	EQUIPMENT REPLACEMENT	8,025.63	38,673.24
E-CCL-7121	SDP - CONSUMABLES	0.00	(9.53)
E-CCL-7163	SDP - PRINTING	0.00	10.04
E-CL-7199	SDP - GENERAL	0.00	6,974.58
E-CCP-7121	CHAPLAIN - CONSUMABLES	0.00	23.00
E-CCP-7163	SCHOOL CHAPLAIN - PRINTING	0.00	98.63
E-CCR-7121	RC - CONSUMABLES	63.80	34,420.47
E-CCR-7163	RC - PRINTING	0.00	1,010.14
E-CCT-7121	TEXT BOOK EXPENSE	1,350.00	39,733.98
E-CCT-7199	TEXT BOOK RECOVERY/REPAIR	5,917.47	9,728.01
E-CCU-7184	LINK EQUITY	78.75	482.01
E-CCU-7199	SOCIAL JUSTICE	0.00	800.00
E-CCW-7121	STUDENT WELL BEING	59.52	7,621.90
E-CCW-7163	PASTORAL CARE PRINTING	0.00	6,483.52
E-CX-7121	EXTRA CURRIC ACT - CONSUMABLES	(1,326.96)	1,560.36
E-CCZ-7184	CROSS CURRICULUM EXPENSES	0.00	6,717.26
E-CEE-7121	ENGLISH - CONSUMABLES	0.00	4,198.98
E-CEE-7163	ENGLISH - PRINTING	0.00	5,275.79
E-CES-7121	ESL - CONSUMABLES	0.00	521.22
E-CES-7163	ESL - PRINTING	0.00	385.68
E-CHE-7121	HOME EC/CHILD STUDIES - CONSUMABLES	0.00	38,609.17
E-CHE-7163	HOME EC/CHILD STUDIES - PRINTING	0.00	3,246.92
E-CHO-7121	OUTDOOR EDUCATION	0.00	14,167.78
E-CHO-7143	OUTDOOR ED EQUIPMENT HIRE	0.00	1,756.13
E-CHP-7121	PE HEALTH - CONSUMABLES	(1,280.77)	25,344.25
E-CHP-7163	PE HEALTH - PRINTING	0.00	4,833.61
E-CLL-7121	LOTE - CONSUMABLES	7.64	4,513.02
E-CLL-7163	LOTE - PRINTING	0.00	3,257.12
E-CMM-7121	MATHS - CONSUMABLES	0.00	6,994.43
E-CMM-7163	MATHS - PRINTING	0.00	8,782.37
E-COA-7121	ADAPTIVE ED - CONSUMABLES	0.00	637.25
E-COA-7163	ADAPTIVE ED - PRINTING	0.00	897.14
E-COV-7121	VET	0.00	22,390.93
E-CPG-7121	GIFTED & TALENTED - CONSUMABLES	0.00	260.00
E-CPG-7163	GIFTED & TALENTED PRINTING	0.00	146.63
E-CPO-7121	ASSESSMENT/REPORTING - CONSUMABLES	0.00	3,970.48
E-CPO-7163	ASSESS/REPORTING - PRINTING	406.01	2,313.04
E-CSG-7121	SCIENCE - CONSUMABLES	0.00	20,708.81
E-CSG-7163	SCIENCE - PRINTING	0.00	12,206.48
E-CTC-7121	COMPUTING STUDIES - CONSUMABLES	0.00	620.16
E-CTC-7163	COMPUTING STUDIES - PRINTING	0.00	131.27
E-CTT-7121	TECH STUDIES - CONSUMABLES	131.46	33,316.24
E-CTT-7163	TECH STUDIES - PRINTING	0.00	876.24
E-CVS-7121	SOSE - CONSUMABLES	156.27	4,287.77
E-CVS-7163	SOSE - PRINTING	0.00	5,476.69
E-CVW-7121	PLP - CONSUMABLES	0.00	147.00
E-CVW-7163	PLP - PRINTING	0.00	1,169.55
E-SGS-7121	STUDENT VOICE	321.05	5,089.80
E-SGX-7199	INTERNATIONAL STUDENTS	694.50	193,322.46
E-SOP-7121	PEDAL PRIX - CONSUMABLES	0.00	4,865.45
E-SPP-7121	AWARDS	345.00	930.00
E-SPP-7178	STUDENT AWARDS	0.00	8,826.10
E-SSA-7121	SPORT - CONSUMABLES	270.00	29,295.76
E-SSA-7142	SPORT - HIRE OF FACILITIES	0.00	268.18
E-SSA-7148	SPORT - EQUIPMENT	0.00	260.60
E-SSA-7155	SPORT - UMPIRING	0.00	6,531.35
E-SSA-7163	SPORT - PRINTING	0.00	908.47
E-SSA-7178	SPORT - EXPENSE	0.00	3,260.00
E-SSA-7184	SPORT - UNIFORMS	0.00	545.40
E-SSA-7194	SPORT - TRANSPORT/CABCHARGE	0.00	2,340.00
E-SSA-7199	SPORT - COACHING	0.00	18,430.75
E-SSR-7121	ROWING - UHS BUDGET	0.00	1,803.55
E-SSR-7139	ROWING - FUNDRAISING	0.00	10,410.77
E-SSR-7145	ROWING - INSURANCE	0.00	3,027.95
E-SSR-7155	ROWING - COACHING	0.00	14,700.00
E-SSR-7163	ROWING - PRINTING	0.00	165.47
E-SSR-7166	DNU - PURCHASES	0.00	8,171.58
E-SSR-7169	ROWING - REP/MAINT	0.00	18,567.13
E-SSR-7184	ROWING - GENERAL EXPENSES	0.00	2,802.24

1;UNLEY HIGH SCHOOL
 General Ledger Profit and Loss for Prior Year, period 13

Account	Description	PTD Posting	YTD Posting
E-SSR-7199	ROWING - REGATTA/SARA CHARGES	0.00	2,490.91
E-ZBA-7166	PADLOCK SALES	0.00	2,454.50
E-ZDC-7121	SCHOOL COUNCIL	0.00	1,516.97
E-ZDM-7106	SCHOOL PROMOTIONS	0.00	961.00
E-ZDM-7121	OFFICE CONSUMABLES	0.00	4,701.08
E-ZDM-7163	ADMINISTRATION - PRINTING	0.00	42,002.24
E-ZDM-7172	CLASSROOM EXPENSE	0.00	655.54
E-ZDM-7194	ADMIN TRANSPORT	0.00	44.80
E-ZDM-7199	OTHER EXPENDITURE	11,935.52	73,305.82
E-ZDP-7121	PRINCIPAL'S FUND - SC	0.00	1,953.28
E-ZDP-7184	DEPUTY PRINCIPAL'S - EXPENSES	0.00	865.88
E-ZOX-7199	GRANTS - STATE	1,914.09	9,953.35
E-ZOZ-7199	GRANTS - COMMONWEALTH	0.00	1,215.73
E-ZSD-7139	CENTENARY FUNDRAISING	0.00	64,719.34
E-ZSD-7199	SPECIAL PROJECTS	0.00	6,134.25
E-ZZA-7121	HEALTH SERVICES - FIRST AID	0.00	1,412.98
E-ZZF-7140	FURNITURE	0.00	1,270.91
E-ZZF-7169	FACILITIES - SITE	6,544.09	7,575.91
E-ZZF-7184	R & M	0.00	952.73
E-ZZG-7199	GRANTS - WHOLE SCHOOL	0.00	4,312.06
E-ZZH-7121	O.H.S. & W. - CONSUMABLES	0.00	309.06
E-ZZI-7118	IT - CONSULTANCIES	0.00	1,840.00
E-ZZI-7148	IT - HARDWARE	0.00	91.93
E-ZZI-7151	IT - NETWORK	0.00	18,399.29
E-ZZI-7169	IT - REPAIRS / MAINTENANCE	(3,267.64)	75,006.89
E-ZZI-7172	IT - BUDGET REQUESTS	(5,542.20)	(30,371.66)
E-ZZI-7184	IT - DOWNLOADS	1,010.00	6,565.00
E-ZZO-7184	SCHOOL OPEN DAY	0.00	2,047.54
E-ZZP-7121	PHOTOCOPIER - PAPER SUPPLY	0.00	14,937.14
E-ZZP-7143	PRINTING - HIRE EQUIPMENT	1,958.50	18,945.48
E-ZZP-7199	PRINTING - COMPUTER TONER SUPPLIES	0.00	5,839.95
E-ZZR-7139	FUNDRAISING	252.00	19,016.14
E-ZZS-7199	CHARGES - CONSUMABLES	45.52	36,279.16
E-ZZZ-7116	SCHOOL CATERING	0.00	3,608.96
E-ZZZ-7136	FREIGHT	81.25	2,372.81
E-ZZZ-7145	INSURANCE	0.00	631.94
E-ZZZ-7160	POSTAGE	618.19	8,392.57
E-ZZZ-7175	SECURITY	0.00	6,520.69
E-ZZZ-7184	GENERAL EXPENSES	10.67	230.75
Total for SUPPLIES AND SERVICES		30,850.06	1,243,781.11

GLOBAL BUDGET EXPENSES

E-ZDO-73133	GB-TELEPHONE CHARGES-RENTAL	0.00	5,187.60
E-ZDO-73134	GB-TELEPHONE CHARGES-LOCAL CALLS	0.00	7,491.62
E-ZDO-73135	GB-TELEPHONE CHARGES-STD CHARGES	0.00	208.31
E-ZDO-73136	GB-TELEPHONE CHARGES-MOBILE PHONES	0.00	2,039.29
E-ZDS-71111	GB-SAL/WAGES-TEACHERS	0.00	7,109,160.32
E-ZDS-71112	GB-SAL/WAGES-ANCILLARY	0.00	1,072,649.89
E-ZDS-71114	GB-SAL/WAGES-TRT	0.00	309,643.00
E-ZZF-73142	GB-ELECTRICITY EXPENSES	0.00	109,043.83
E-ZZF-73143	GB-GAS EXPENSES	0.00	3,486.21
E-ZZF-73145	GB-RATES-WATER	0.00	356.90
E-ZZF-73146	GB-RATES-WATER USAGE	0.00	20,582.79
E-ZZF-73147	GB-RATES-SEWER	0.00	14,366.46
E-ZZF-73288	GB-WASTE DISPOSAL	0.00	9,394.68
E-ZZF-73511	GB-REPAIRS & MAINTENANCE	(6,544.09)	119,932.94
E-ZZZ-73275	GB-FEES & CHARGES	0.00	700.78
Total for GLOBAL BUDGET EXPENSES		(6,544.09)	8,784,244.62

FACILITIES AND UTILITIES EXPENSES

E-SSR-7210	DNU	0.00	2,602.15
E-ZZB-7206	BUILDING EDUCATION REVOLUTION	9,367.64	200,566.65
E-ZZF-7210	BUILDING MAINTENANCE	25.92	4,276.69
E-ZZF-7220	CLEANING - SCHOOL	0.00	6,436.85
E-ZZF-7225	CLEANING GB - ONGOING	0.00	138,141.12
E-ZZF-7226	CLEANING GB - PERIODIC	0.00	27,059.24
E-ZZF-7250	GROUNDS MAINTENANCE	1,545.00	9,107.31
E-ZZF-7255	GENERAL MAINTENANCE	0.00	8,470.43
Total for FACILITIES AND UTILITIES EXPENSES		10,938.56	396,660.44

FINANCIAL EXPENSES

Account	Description	PTD Posting	YTD Posting
E-ZDM-7410	BANK CHARGES	340.23	8,536.22
Total for FINANCIAL EXPENSES		340.23	8,536.22
EMPLOYEE EXPENSES			
E-ZDS-7335	SALARY - STAFF CONVERSION EXPENSES	0.00	11,676.39
E-ZZT-7393	STAFF PROFESSIONAL DEVELOPMENT	1,180.00	11,218.07
Total for EMPLOYEE EXPENSES		1,180.00	22,894.46
OTHER OPERATING EXPENSES			
E-ZZF-7640	INTEREST ON LOANS	0.00	284.90
E-ZZP-7670	PRINTING - COPY COSTS	523.70	(52,712.77)
E-ZZP-7690	PRINTING - A O PRINTER	0.00	660.90
E-ZZZ-7620	BAD DEBT EXPENSES	0.00	10,759.06
Total for OTHER OPERATING EXPENSES		523.70	(41,007.91)
PARENT CONTRIBUTION EXPENSES			
E-CMT-7940	GRAPHIC CALCULATORS	0.00	(153.86)
E-CXC-7910	TRIP/CAMP - EXPENSES	21,062.23	287,111.12
E-CXE-7930	EXCURSIONS	(264.00)	8,938.15
E-CXP-7940	YEAR 10 ACTIVITIES	0.00	12,030.37
E-CXT-7940	YEAR 12 ACTIVITIES	0.00	26,978.21
E-SGE-7920	COMPETITIONS / EXAMS	0.00	292.41
E-SSR-7910	ROWING - CAMPS	0.00	16,045.32
E-ZBA-7960	STUDENT WORKBOOKS/GUIDES	0.00	15,871.41
Total for PARENT CONTRIBUTION EXPENSES		20,798.23	367,113.13
DEPRECIATION AND AMORTISATION			
E-CCR-7530	RC - DEPRECIATION EQUIP GENERAL	1,999.20	1,999.20
E-SSR-7530	ROWING - DEPR EQUIPMENT	12,773.29	12,773.29
E-ZZI-7530	IT - DEPR EQUIPMENT	11,973.33	11,973.33
E-ZZP-7530	PRINTING - DEPR EQUIPMENT	6,899.18	6,899.18
Total for DEPRECIATION AND AMORTISATION		33,645.00	33,645.00
NON-OPERATING EXPENSES			
E-ZBA-7798	TRANSIT - EXPENSES	79.64	5,203.64
E-ZZC-7798	STAFF ACTIVITIES	0.00	1,610.58
E-ZZZ-7798	WHOLE SCHOOL - TRANSIT EXPENSE	0.00	5,706.68
Total for NON-OPERATING EXPENSES		79.64	12,520.90
Total Expenses		91,811.33	10,828,387.97
Surplus or (Deficit) funds		(86,265.07)	(75,258.66)

FUNDING SOURCE - 2009 REVENUE

TOTAL REVENUE as per Profit & Loss Period 13 2009

\$10,753,129

Grants

DECS GRANTS

Future SACE Grants	\$	43,041	
Electrical Testing	\$	1,150	
Miscellaneous	\$	2,876	
TRT	\$	7,245	\$ 54,312

GLOBAL BUDGET

\$ 8,585,138

OTHER STATE GRANTS

School Pride (Asphalting)	\$	130,000	
Green School Grant	\$	10,000	
Activ 8 - Air Force Cadets	\$	6,750	\$ 146,750

COMMONWEALTH GRANT

National School Pride			\$ 100,000
-----------------------	--	--	------------

TOTAL GRANTS

\$ 8,886,200

Parent Contribution

Invoiced Material & Service Fees	\$	631,220	
Cross Curriculum Revenue	\$	148,547	
Trips, Camps & Excursions	\$	312,879	\$ 1,092,646

International Students

\$ 572,980

Miscellaneous Revenue*

\$ 201,303

TOTAL REVENUE 2009

\$ 10,753,129

Note: \$100,000 outstanding for National Pride (BER) received during 2010

Miscellaneous Revenue*

Includes Rowing	\$	40,655	
Fundraising	\$	46,475	
Centenary Fundraising	\$	19,351	
Interest Revenue	\$	21,282	
Uniform Sales & Rental	\$	14,938	
Facilities Hire	\$	20,172	
Other - page 2	\$	38,430	\$ 201,303

2:CANTEEN - UNLEY HIGH SCHOOL
 General Ledger Profit and Loss for Prior Year, period 13

FINGLPL1

Account	Description	PTD Posting	YTD Posting
OPERATING REVENUE			
R-ZNA-6870-0004	SALES - METRO TICKETS	(133.00)	21,392.00
R-ZNA-6870-0005	SALES - OTHER	(2,749.87)	293,467.73
Total for OPERATING REVENUE		(2,882.87)	314,859.73
GENERAL OPERATING REVENUE			
R-ZNA-6850	INTEREST REVENUE	104.26	885.30
R-ZNA-6890-0001	GENERAL	0.00	63.07
Total for GENERAL OPERATING REVENUE		104.26	948.37
NON-OPERATING REVENUE			
R-ZNA-6920	EXTRAORDINARY REVENUE	0.00	2,734.85
R-ZNA-6999	STAFF ASSOCIATION	(60.00)	2,400.00
Total for NON-OPERATING REVENUE		(60.00)	5,134.85
Total Revenue		(2,838.61)	320,942.95
STOCK PURCHASES			
E-ZNA-7166-0004	PURCHASES - COGS: METRO TICKETS	0.00	23,271.45
E-ZNA-7166-0005	PURCHASES - COGS: GENERAL	648.00	202,541.18
E-ZNA-7166-9000	PURCHASES - COGS: EOY	1,978.13	1,978.13
Total for STOCK PURCHASES		2,626.13	227,790.76
EMPLOYEE EXPENSES			
E-ZNA-7335	STAFF - SALARIES & WAGES	0.00	74,810.57
E-ZNA-7385	STAFF - 9%SUPERANNUATION	0.00	6,080.19
Total for EMPLOYEE EXPENSES		0.00	80,890.76
GENERAL OPERATING EXPENSES			
E-ZNA-7145	INSURANCE	0.00	391.79
E-ZNA-7148	MINOR EQUIPMENT / REPAIRS	0.00	468.15
E-ZNA-7184	SUNDRY- PAPER PRODUCTS	0.00	1,746.53
E-ZNA-7190-0001	COMMUNICATE - PHONE & FAX CALLS	0.00	758.49
Total for GENERAL OPERATING EXPENSES		0.00	3,364.96
NON-OPERATING EXPENSES			
E-ZNA-7798	STAFF ASSOCIATION - ELFIE	0.00	2,400.00
Total for NON-OPERATING EXPENSES		0.00	2,400.00
Total Expenses		2,626.13	314,446.48
Surplus or (Deficit) funds		(5,464.74)	6,496.47

L. J. Deane *E. J. Cannon*

2:CANTEEN - UNLEY HIGH SCHOOL
 General Ledger Balance Sheet for Prior Year, period 13

finglb11

<u>Assets</u>		
CASH (CURRENT)		
A-ZNA-1110	CASH AT BANK - CANTEEN	22,825.45
A-ZNA-1120	PETTY CASH - CANTEEN	300.00
Total for CASH (CURRENT)		23,125.45
INVESTMENTS (CURRENT)		
A-ZNA-1210	SASIF INVESTMENT - CANTEEN	22,724.57
Total for INVESTMENTS (CURRENT)		22,724.57
INVENTORIES (CURRENT)		
A-ZNA-1430	INVENTORY - CURRENT	5,117.50
Total for INVENTORIES (CURRENT)		5,117.50
OTHER ASSETS (CURRENT)		
A-ZNA-1510	ACCRUED REVENUE	263.45
Total for OTHER ASSETS (CURRENT)		263.45
Total Assets		51,230.97
<u>Liabilities</u>		
NON-CURRENT LIABILITIES		
L-ZNA-4310	PROVISION FOR LONG SERVICE LEAVE	17,198.61
Total for NON-CURRENT LIABILITIES		17,198.61
OTHER LIABILITIES (CURRENT)		
L-ZNA-3560	ACCRUED EXPENSES	648.00
L-ZNA-3570	REVENUE RECEIVED IN ADVANCE	60.00
Total for OTHER LIABILITIES (CURRENT)		708.00
SCHOOL EQUITY		
F-ZNA-5100	ACCUMULATED SURPLUS	26,827.89
F-ZNA-5110	NET INCOME YEAR TO DATE	11,961.21
	SURPLUS/(DEFICIT) CURRENT PERIOD	(5,464.74)
Total for SCHOOL EQUITY		33,324.36
Total Liabilities and Equity		51,230.97

[Handwritten Signature]